

Cynomolgus IL-3 R alpha/CD123 Protein

Cat. No. IL3-CM1RA

Description

Source	Recombinant Cynomolgus IL-3 R alpha/CD123 Protein is expressed from HEK293 with His tag at the C-Terminus. It contains Arg18-Arg302.
Accession	G8F3K3-1
Molecular Weight	The protein has a predicted MW of 33.9 kDa. Due to glycosylation, the protein migrates to 50-70 kDa based on Bis-Tris PAGE result.
Endotoxin	Less than 1EU per µg by the LAL method.
Purity	> 95% as determined by Bis-Tris PAGE > 95% as determined by HPLC

Formulation and Storage

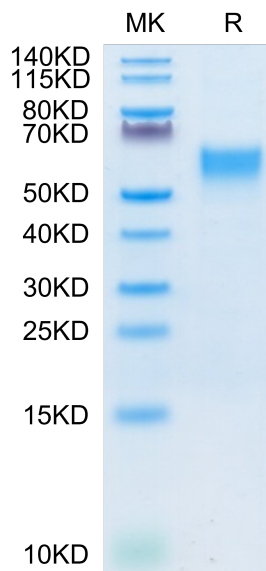
Formulation	Lyophilized from 0.22µm filtered solution in PBS (pH 7.4). Normally 8% trehalose is added as protectant before lyophilization.
Reconstitution	Centrifuge the tube before opening. Reconstituting to a concentration more than 100 µg/ml is recommended. Dissolve the lyophilized protein in distilled water.
Storage	-20 to -80°C for 12 months as supplied from date of receipt. -80°C for 3 months after reconstitution. Recommend to aliquot the protein into smaller quantities for optimal storage. Please minimize freeze-thaw cycles.

Background

Interleukin-3 receptor subunit alpha, also known as IL-3 receptor subunit alpha, IL-3R-alpha, CD123, and IL3RA, is a single-pass type I membrane protein which belongs to the type I cytokine receptor family and Type 5 subfamily. The specific alpha subunit of the interleukin-3 receptor (IL-3Ralpha, CD123) is strongly expressed in various leukemic blasts and leukemic stem cells and seems to be an excellent target for the therapy of leukemias.

Assay Data

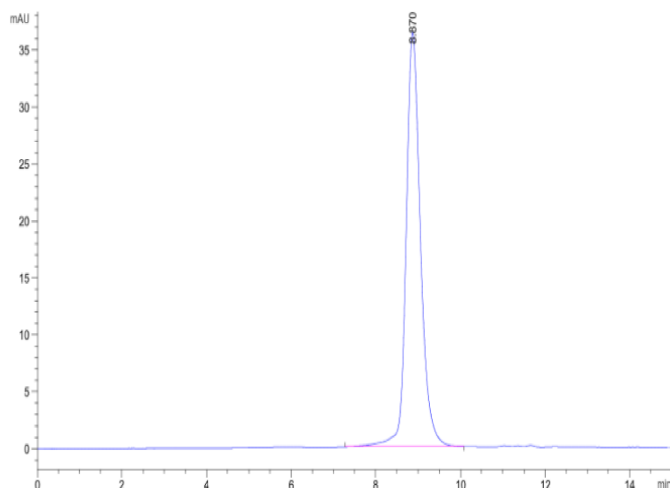
Bis-Tris PAGE



Cynomolgus IL-3 R alpha on Bis-Tris PAGE under reduced condition. The purity is greater than 95%.

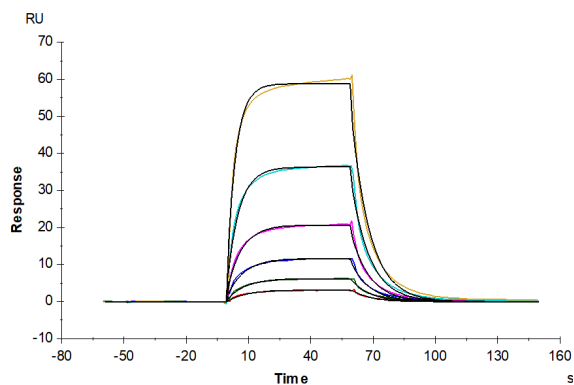
SEC-HPLC

Assay Data



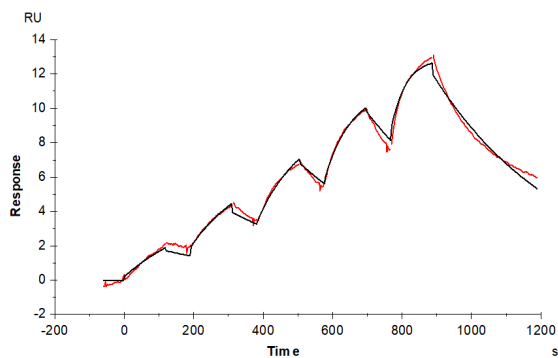
The purity of Cynomolgus IL-3 R alpha is greater than 95% as determined by SEC-HPLC.

SPR Data



Human IL-3, hFc Tag captured on CM5 Chip via Protein A can bind Cynomolgus IL-3 R alpha, His Tag with an affinity constant of 0.46 μM as determined in SPR assay (Biacore T200) (QC Test).

SPR Data



Cynomolgus IL-3 R alpha, His Tag immobilized on CM5 Chip can bind Cynomolgus IL-3, His Tag with an affinity constant of 1.30 nM as determined in SPR assay (Biacore T200).